

Artal Murabaha Fund

Q1 2024



Quarterly Report

Fund Objective

The fund aims to achieve investment returns with low risk by investing in Murabaha deposits and other financial instruments that comply with Shariah guidelines.

Fund Information

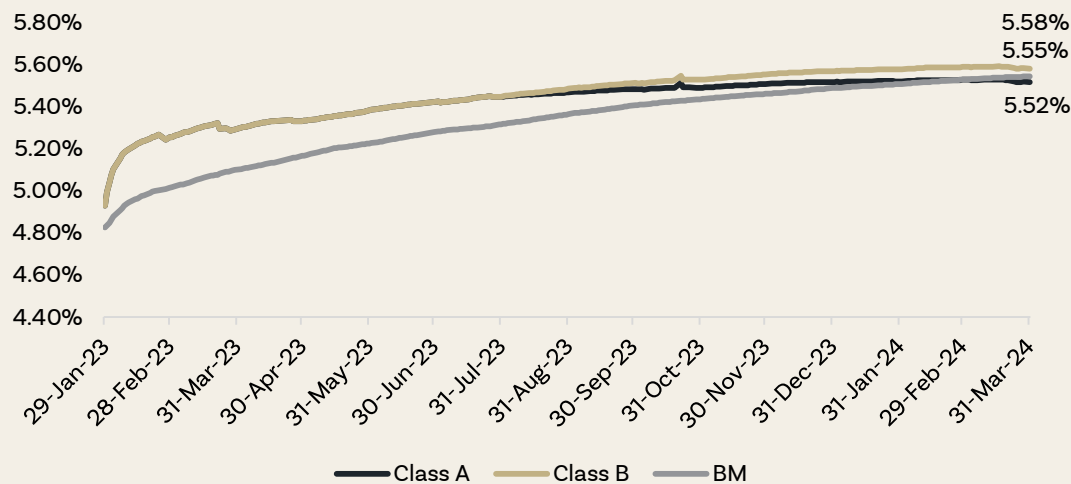
Fund start date	24 th of January 2023
Unit price upon offering for Class A and B SAR 10.00	
Size of the fund	SAR 280 mn
Type of fund	Open ended
Currency of the Fund	SAR
Level of risk	Low
Benchmark	1M Saudi Interbank Bid Rate
Minimum subscription amount	SAR 500
Valuation/Dealing days	Every business day in Saudi Arabia
Tadawul Tickers	Class A: 167111, Class B: 167112
Bloomberg Tickers	Class A: VCPMRBF AB Class B: VCPMRFB AB
Full Ownership	100%
Usufruct Right	Not Applicable

Management Fees

Class A ⁽¹⁾	0.50%
Class B	0.00%

(1) The fund manager has been charging a management fee of less than 0.50%.

Annualized Performance Since Inception Class A & B



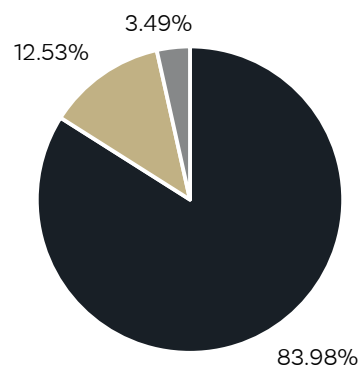
Annualized Performance Class A

Period	Fund	Benchmark	Difference
YTD	5.51%	5.75%	-0.24%
1m	5.36%	5.74%	-0.38%
3m	5.51%	5.75%	-0.24%
1yr	5.56%	5.62%	-0.07%
3yrs	-	-	-
ITD	5.52%	5.55%	-0.03%

Fund Characteristics

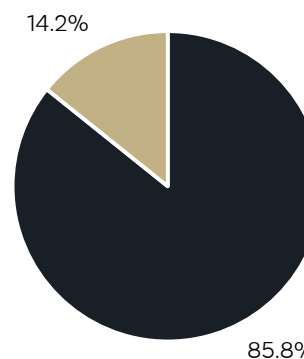
Running Net Yield Class % (A)	5.67%
Running Net Yield Class % (B)	5.79%
Weighted Average Maturity (WAM)	69
Weighted Average Credit Rating	A

Asset Allocation



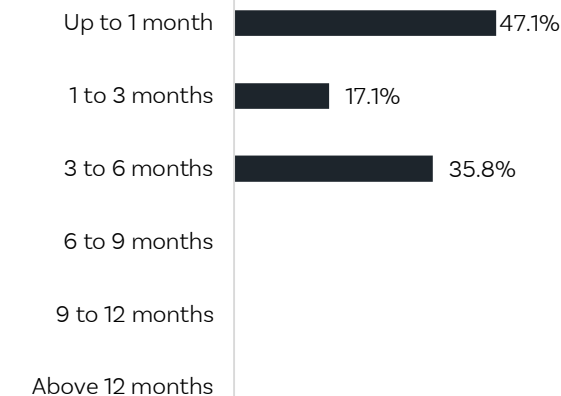
■ Murabaha (Short-term) ■ Murabaha Fund ■ Cash

Geographical Allocation



■ KSA ■ GCC

Maturity Profile



Quarterly Report

Fund information as at the end of the quarter

Total Expense Ratio	0.04%
Borrowing percentage	NIL
Dealing expenses	Not Applicable
Fund Manager's Investment to NAV	3.70%

Class A ⁽²⁾	3 months	YTD	1 year	3 years	5 years
Standard Deviation (%)	NA	NA	0.06	NA	NA
Sharpe Ratio	NA	NA	-5.63	NA	NA
Tracking Error (%)	NA	NA	0.07	NA	NA
Beta	NA	NA	0.27	NA	NA
Jensen's Alpha (%)	NA	NA	-0.20	NA	NA
Information Ratio	NA	NA	3.14	NA	NA

Class B ⁽²⁾	3 months	YTD	1 year	3 years	5 years
Standard Deviation (%)	NA	NA	0.07	NA	NA
Sharpe Ratio	NA	NA	-4.00	NA	NA
Tracking Error (%)	NA	NA	0.07	NA	NA
Beta	NA	NA	0.51	NA	NA
Jensen's Alpha (%)	NA	NA	0.03	NA	NA
Information Ratio	NA	NA	4.67	NA	NA

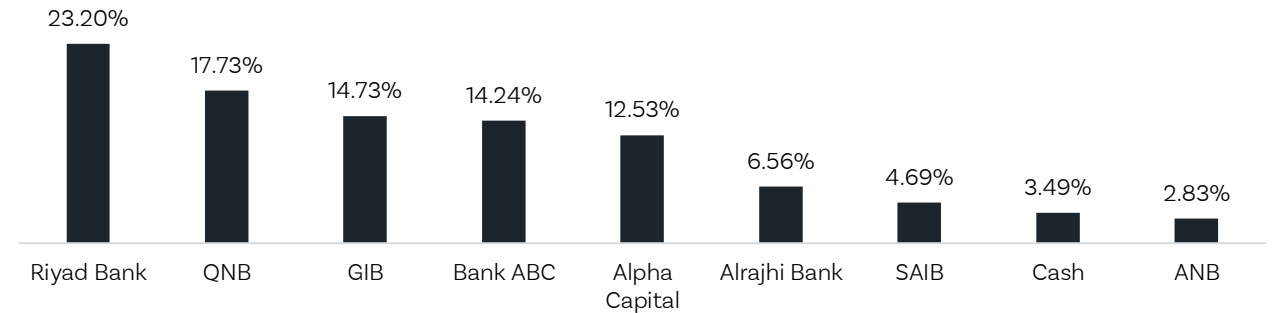
(2) The Risk-free rate used is 3M SAIBOR.

Performance statistics for periods of less than one year are not applicable due to a limited data period.

Price information as at the end of the quarter

	Class A	Class B
Unit Price	SAR 10.674731	SAR 10.682941
Change in unit price (compared to the previous quarter)	1.38%	1.41%
Total units of the fund	26,238,124.9689	
Total net assets	280,214,658.76	

Top 10 investments of the fund



Contact Details

Landline	+966112626266
Website	www.artalcapital.com
Email	clients@artalcapital.com



Class A Annualized Performance

Year/Month		Jan	Feb	Mar	Apr	May	Jun	Jul	Aug	Sep	Oct	Nov	Dec	Period
2024	Fund	5.52%	5.61%	5.36%										5.52%
	Benchmark	5.51%	5.79%	5.74%										5.55%
2023	Fund	5.04%*	5.31%	5.34%	5.41%	5.55%	5.60%	5.57%	5.61%	5.59%	5.55%	5.67%	5.62%	5.52%
	Benchmark	4.85%*	5.06%	5.20%	5.31%	5.41%	5.50%	5.51%	5.66%	5.70%	5.68%	5.70%	5.76%	5.49%

(*) Partial month



Class B Annualized Performance

Year/Month		Jan	Feb	Mar	Apr	May	Jun	Jul	Aug	Sep	Oct	Nov	Dec	Period
2024	Fund	5.58%	5.73%	5.48%										5.58%
	Benchmark	5.51%	5.79%	5.74%										5.55%
2023	Fund	5.04%*	5.31%	5.34%	5.41%	5.55%	5.60%	5.57%	5.72%	5.70%	5.66%	5.79%	5.73%	5.57%
	Benchmark	4.85%*	5.06%	5.20%	5.31%	5.41%	5.50%	5.51%	5.66%	5.70%	5.68%	5.70%	5.76%	5.49%

(*) Partial month



Definitions

Term	
Standard Deviation	A statistic that measures the amount of dispersion in a dataset from its mean
Sharpe Ratio	A statistic that measures the excess returns over the risk-free rate of a security or a portfolio of securities for every unit of volatility or standard deviation of the returns of the security of the portfolio of the securities
Tracking Error	A statistic that measures the volatility of excess returns of a portfolio or a security from its benchmark
Beta	A statistic that generally measures the volatility of a security or a portfolio of securities relative to its benchmark
Jensen's Alpha	A statistic that measures the return of a security or a portfolio of securities above or below the risk-adjusted return of its benchmark
Information Ratio	A statistic that measures the excess returns of a portfolio or a security from its benchmark for every unit of volatility in those excess returns



Disclosures

Confidentiality

This presentation is confidential. It is being provided to you on the condition that it not be forwarded, copied, reproduced or otherwise distributed without the prior written consent of Artal Capital (Artal Capital). You should keep this presentation confidential and you should not distribute it without Artal Capital prior written consent.

No Offer or Solicitation

The only purpose of this presentation is to provide general background information on Artal Capital (Artal Capital) and, with respect to certain recipients, to determine your level of interest in receiving additional information in the funds and portfolios to be managed by Artal Capital. The information in this presentation is for informational purposes only and is not an offer to sell or the solicitation of any offer to buy securities.

Risks

An investment in a Fund or managed portfolios involves risks, which will be disclosed in the Funds' Offering Documents or Investment Management Agreements (IMAs) under "Risk Factors." All of the information provided herein will be subject to and qualified in its entirety by reference to the terms and conditions that will be described in the applicable offering documents. Before you make an investment, you should carefully and thoroughly review the applicable offering document with your financial, legal and tax advisors to determine whether an investment is suitable for you.

No Duty to Update

Neither Artal Capital nor any of its affiliates assumes any duty to update any information in this presentation for subsequent changes of any kind. For example, the investment objectives, methods and limitations summarized herein represent Artal Capital's current intentions. Nevertheless, depending on conditions and trends in securities markets and the MENA economies generally, Artal Capital may pursue any objectives, employ any techniques or purchase any type of security that it considers appropriate and in the best interests of the funds and portfolios. Recommendations made in the future may not equal the performance described in any slide, or even be profitable at all.

Forward Looking Statements

This document may contain forward-looking statements based on Artal Capital's expectations and projections about the methods by which it expects to invest. Those statements are sometimes indicated by words such as "expects," "believes," "will" and similar expressions. In addition, any statements that refer to expectations, projections or characterizations of future events or circumstances, including any underlying assumptions, are forward-looking statements. Such statements are not guarantees of future performance and are subject to certain risks, uncertainties and assumptions that are difficult to predict. Therefore, actual returns could differ materially and adversely from those expressed or implied in any forward-looking statements as a result of various factors.

No Representation as to Accuracy of Information

No representation is made as to the accuracy or completeness of any statement, assumption, estimate or projection or with respect to any other materials in this presentation. Certain information contained herein has been provided by, or obtained from, third party sources. While Artal Capital believes that such sources and calculations are reliable, it cannot guarantee the accuracy of any such information and does not represent that such information is accurate or complete. The information provided in this document may be changed without prior notice. Track record and past performance are not indicative of future returns.

References to "us" or "we" means Artal Capital.



ARTAL
CAPITAL

